

STREETLIFE®



STREETLIFE BV

Head Office

Herengracht 36
2312 LD Leiden
The Netherlands
T +31 (0)71 333 33 33
streetlife@streetlife.com
www.streetlife.com

STREETLIFE Europe

UK +44 (0)20 30 20 1509
enquiriesUK@streetlife.com
DE +49 (0)211 545 71 343
Auskunft@streetlife.com
FR +33 (0) 1 83 71 01 71
demandes@streetlife.com

STREETLIFE Scandinavia

Malmö, Sweden
T +46 (0)41 677 50 53
scandinavia@streetlife.com

STREETLIFE USA Inc

Philadelphia, PA
T 001 215 247 0148
usa@streetlife.com
STREETLIFE CANADA
T 001 484 496 8281 (EN)
T 001 438 228 1339 (FR)
canada@streetlife.com

STREETLIFE Australia Ltd

Sydney
T 0061 2 7908 6513
australia@streetlife.com
STREETLIFE NEW ZEALAND
newzealand@streetlife.com

Fine
Benches

Cliffhanger
Highlife II
Lean
Solid



On the south bank of the Chicago River, Site Design Group Ltd. Architects have developed an extensive landscape masterplan featuring made to measure Solid Podium Isles and other Streetlife furniture from the Rough&Ready and Drifter Ranges.

Photo: © Scott Shigley

Fine Benches by Streetlife

Streetlife is a design-driven company with a passion for creating innovative design elements for public spaces. We create products that are natural in style and use the landscape as our starting point.

Our design team develops ingenious solutions to improve the longevity of Streetlife products. At the same time, we are focusing on recyclates and the preservation of components and raw materials in the chain. All these conscious design decisions make a significant contribution to minimising the impact on the environment.

The Fine Benches brochure focusses on the families within our Collection with the finest slat sizes: Cliffhanger, Lean, Highlife III and the Solid Series. The overall Collection has a timeless, natural style and is of a high standard, both aesthetically and technically.

In the centre of this brochure, you will find the fluoriserent pink booklet, highlighting the newest Products. Please do not hesitate to contact us for more information about our products or technology. Our team of architect advisors is experienced and technically skilled. They speak many languages and are enthusiastic to work with you!

Team Streetlife

Index

- Cliffhanger Seats & Linear Benches
- Cliffhanger Walls & Hug a Tubs
- Cliffhanger Curved & Circular Benches
- Cliffhanger Terraces
- Highlife III Benches & Picnic Sets
- Highlife III Planters
- Lean Green Circular Benches
- Lean Green Oblong Benches
- Lean Top Seats & Standard Benches
- Lean Linear Benches

New Products Booklet

- Solid Skirt Top Seats & Benches
- Solid Skirt Circular Benches
- Solid Curved Benches & Picnic Sets
- Solid Linear Benches
- Solid Linear Picnic Sets
- Solid Peano & Staple Benches
- Solid Serif Benches & Loungers
- Solid Serif Hug a Tubs
- Solid Mobile Green Isles
- Solid Edge & Podium Isles
- Solid Terraces & Podium Discs



Gatineau (CA)



Cliffhanger Seats
Accoya | Bamboo Brown

Cliffhanger Benches extended
FSC-certified hardwood



Cliffhanger Top Seat
FSC-certified hardwood

Cliffhanger Benches extended
FSC-certified hardwood

Cliffhanger Benches extended
Bamboo Brown



Bagneux (FR)

Cliffhanger Seats & Linear Benches



Gravesend (UK)



Cliffhanger Walls
FSC-certified hardwood

Cliffhanger Hug a Tub
FSC-certified hardwood



Kapellen (BE)

Cliffhanger Walls & Hug a Tubs



Leiden (NL)

The Singelpark wraps around the city centre of Leiden, following the contours of Singelgracht. Carving through the greenery, this six-kilometre-long canal is the largest intact urban defence line in Europe. The people of Leiden and the municipality came together to develop an attractive green belt of international allure. Lakenpark represents an important final link in Singelpark's green chain.

The former car park has been transformed into an oasis of nature for neighbouring residents and walkers to enjoy. Undulating hills and a natural playground hide the few remaining parking spaces through clever design. This made-to-measure Cliffhanger Bench functions as retaining wall and follows the pedestrian path which cuts through the park. Lakenpark is a place to meet, relax and play. It is a gateway to the history of the locality.

EN
The slats of the Cliffhanger Family (47×45 mm | 2×2") are made from FSC-certified hardwood or FSC-certified Bamboo Brown (40×50 mm | 1,6×2"). The benches are available with single or double back-to-back seats, with backrests of different heights or without backrests. The Cliffhanger Curved & Circular Benches (formerly Olympic Wave Curved & Circular Benches), as seen in these images, were developed with Crosswise slats in association with landscape architect company Hargreaves Jones.

FR
Les lattes de la famille Cliffhanger (47×45 mm) sont en bois dur certifié FSC ou en Bamboo Brown certifié FSC (40×50 mm). Les bancs se déclinent avec une assise simple ou double. Les dossiers peuvent être de hauteurs différentes. Les Bancs Cliffhanger Curved & Circular (anciennement appelés Bancs Olympic Wave Curved & Circular) avec des lattes transversales (Crosswise), représentés sur les photos ci-contre, ont été développés avec l'agence d'architecture paysagère Hargreaves Jones.

DE
Die Latten der Cliffhanger-Familie (47×45 mm) sind aus FSC-zertifiziertes Hartholz oder aus FSC-zertifiziertes Bamboo Brown gefertigt (40×50 mm). Die Bänke gibt es mit einer Einzelsitzfläche oder einer Doppelsitzfläche Rücken an Rücken, mit unterschiedlich hohen Rückenlehnen oder ohne Rückenlehne. Die Cliffhanger Curved & Circular Benches (ehemals Olympic Wave Curved & Circular Benches), die auf diesen Bildern zu sehen sind, wurden in Zusammenarbeit mit dem Landschaftsarchitekturbüro Hargreaves Jones mit Querlatten (Crosswise) entwickelt.

NL
De latten in de Cliffhanger Familie (47×45 mm) zijn van FSC-gecertificeerd hardhout of FSC-gecertificeerd Bamboo Brown (40×50 mm). De banken kunnen uitgevoerd worden voor zowel enkel- als dubbelzijdig gebruik, met een hoge, middelhoge, lage of zonder rugleuning. De Cliffhanger Curved & Circular Banken (voorheen Olympic Wave Curved & Circular Banken), zoals te zien in deze afbeeldingen, zijn in samenwerking met landschapsarchitectenbureau Hargreaves Jones ontwikkeld met dwarsgeplaatste (Crosswise) latten.

Cliffhanger Curved & Circular Benches



Oklahoma City (OK, US)




Oklahoma City (OK, US)



Victoria (CA)



Turku (FI)



Cliffhanger Terraces Modules

Cliffhanger Terraces
FSC-certified hardwood




Cliffhanger Terraces

Seattle (WA, US)



Highlife III Benches & Picnic Sets



Highlife III Top Seat
FSC-certified hardwood



Highlife III Bench with arm supports
FSC-certified hardwood



Highlife III Bench extended
FSC-certified hardwood



Highlife III Picnic Set
Bamboo Brown



Highlife III Picnic Set Extended
FSC-certified hardwood



Douglas (Ilse of Man, UK)

EN

The Highlife III style affords a contemporary and graphic character to furnishing solutions. The slat pattern is created with slats in three different widths (40, 80 and 160 mm – 1.6”, 3.1” and 6.3”). The slats are approximately 40 mm – 1.6” thick. The Highlife III Series is available in FSC-certified hardwood or in FSC-certified Bamboo Brown. Bamboo Brown has a deep brown colour and ages elegantly over time.

FR

Le motif de la famille Highlife III confère un caractère contemporain et graphique aux solutions d'aménagement urbain. Le motif est composé de lattes ayant trois largeurs différentes (40, 80 et 160 mm). Les lattes ont une épaisseur de 40 mm. La gamme Highlife III existe en bois dur certifié FSC ou en Bamboo Brown certifié FSC. Fabriqué à partir de fibres de bambou, le Bamboo Brown a une teinte brune foncée et se décolore élégamment avec le temps.

DE

Das Highlife III-Muster verleiht Ausstattungslösungen eine moderne, grafische Ausstrahlung. Die in einem festen rhythmischen Schema angeordneten Latten haben drei Breitenmaße (40, 80 und 160 mm) und sind +/- 40 mm dick. Die Produkte der Highlife III sind in FSC-zertifiziertem Hartholz oder in FSC-zertifiziertem Bamboo Brown erhältlich. Das aus Bambusfasern gefertigte Alternativmaterial Bamboo Brown hat eine tiefbraune Farbe und vergraut im Laufe der Zeit.

NL

Het Highlife III patroon geeft een eigentijds en grafisch karakter aan inrichtingsoplossingen. Het lattenpatroon is opgebouwd uit latten met 3 breedtematen (40, 80 en 160 mm). De latten zijn ongeveer 40 mm dik. De Highlife III Serie is verkrijgbaar in FSC-gecertificeerd hardhout of in FSC-gecertificeerd Bamboo Brown, gemaakt van bamboevezels. Bamboo Brown heeft een diepbruine gekarameliseerde kleur en vergrijsd over tijd.



Highlife III Hug a Tub
FSC-certified hardwood

Highlife III Planter
200x200x90 cm | 79x79x35”
FSC-certified hardwood

Highlife III Planter
150x150x90 cm | 59x59x35”
FSC-certified hardwood



Leiden (NL)



Amsterdam (NL)



Highlife III Serpentine Planters
FSC-certified hardwood

EN
 The Lean Green Circular Benches are mobile seating elements with a spacious tree planter in the centre. Lean Green Circular Benches are made from glass-fibre reinforced composite or coated metal in a RAL colour. The Lean slats (35×57 mm | 1.4×2.2”) of the seat are made from FSC-Certified hardwood, Cloudy Grey or FSC-Certified Bamboo Brown. Bamboo Brown ages naturally, similar to hardwood, with a silver-grey grain. Streetlife recommends using the Treetec® Bottom Up system for the proper care of trees.

FR
 Les Bancs Lean Green Circular sont des éléments d’assise mobiles dotés d’un vaste bac à arbre au centre. Les Bancs Lean Green Circular sont fabriqués en composite renforcé de fibre de verre ou en acier thermolaqué (nuancier RAL Classic). Les lattes Lean (35×57 mm) de l’assise sont en bois dur certifié FSC, Cloudy Grey ou en Bamboo Brown certifié FSC. Le Bamboo Brown vieillit naturellement, comme le bois dur, avec une teinte grise argentée. Streetlife recommande d’équiper les bacs à arbre du système Treetec® Bottom Up.

DE
 Die Lean Begrünten KreisBänke sind mobile Objekte. Sie bestehen aus Sitzflächen um einen großzügigen Baumkübel. Hergestellt werden diese Rundbänke aus glasfaserverstärktem Verbundwerkstoff oder aus RAL-beschichtetem Metall. Als Material für die Lean Sitzlatten (35×57 mm) der kreisförmigen Bank gibt es FSC-zertifiziertes Hartholz, Cloudy Grey oder FSC-zertifiziertes Bamboo Brown. Bamboo Brown altert auf natürliche Weise, ähnlich wie Hartholz, und weist eine silbergraue Maserung auf. Zur optimalen Versorgung der Bäume, empfehlen wir das Streetlife-System Treetec® Bottom Up.

NL
 De Lean Groene Cirkel Banken zijn verplaatsbare zitobjecten met een ruime boombak in het centrum. De Lean Groene Cirkelbanken worden gemaakt van glasvezelversterkt composiet of van metaal gecoat in RAL-kleur. De Lean latten (35×57 mm) van het zitvlak bestaan uit FSC-gecertificeerd hardhout, Cloudy Grey of FSC-gecertificeerd Bamboo Brown. Bamboo Brown vergrijs op natuurlijke wijze, net als hardhout, met een zilvergrijze nerf. Streetlife adviseert de boombak te voorzien van het Treetec® Bottom Up-systeem.



Reims (FR)

Lean Green Circular Benches



Lean Green Circular Bench
 Cloudy Grey
 Original name: Green Circular Bench



Lean Green Circular Bench
 FSC-certified hardwood
 Original name: Green Circular Bench



Lean Green Circular Bench
 Bamboo Brown
 Original name: Green Circular Bench



Mountain View (CA, US)



Gravesend (UK)



San Diego (CA, US)



Lean Green Circular Skirt Bench
FSC-certified hardwood



Lean Green Circular Skirt Bench
Bamboo Brown



Lean Green Circular Skirt Bench
FSC-certified hardwood



Lean Green Circular Skirt Bench
Cloudy Grey



Stockholm (SE)



Lean Green Oblong Bench
Cloudy Grey



Lean Green Oblong Bench
Bamboo Brown




Lean Green Oblong Bench
FSC-certified hardwood

Lean Green Oblong Benches

Lean Top Seats & Linear Benches



Philadelphia (PA, US)



Lean Top Seat
FSC-certified hardwood
Original name: The New Standard Bench



Lean Top Seat
Bamboo Brown
Original name: The New Standard Bench



Lean Standard Bench
Bamboo Brown
Original name: The New Standard Bench



Lean Standard Bench
FSC-certified hardwood
Original name: The New Standard Bench



Philadelphia (PA, US)



Gröningen (NL)




Leiden (NL)



Lean Linear Bench
FSC-certified hardwood
Original name: Long&Lean Bench



Lean Linear Bench
FSC-certified hardwood
Original name: Long&Lean Bench



Lean Linear Bench
Bamboo Brown
Original name: Long&Lean Bench



Sundbyberg (SE)



Lean Linear Benches



NEW

Fine Benches New Products

Thoughtful design

Streetlife's Collection is divided into 7 product families each with its own character and beam size. By standardising the applied beam sizes, we not only ensure coherence in the Collection but also optimise production processes and reduce residual waste.

Our modular elements are designed in a way that affords urban planners and landscape architects the freedom to detail a project according to their own wishes and create an integrated design. Streetlife's standard solutions are therefore ideally suited to create semi-standard as well as bespoke designs.



Solid Skirt Benches & bespoke Solitude Crosswise Benches in London (UK)

The Streetlife Collection

7 product families; 4 with fine slats and 3 with rough beams.
See also the thematic brochure "Rough Benches"



1. Drifter

Beam 30x30 cm – 12"x12" with wide spacing
Upcycled Hardwood, Core Hardwood, Upcycled Douglas & Lava Grey



2. Heavy-Heavy

Beam 14x21 cm – 5.5"x8.3" with wide spacing
Hardwood, Douglas & Lava Grey



3. Rough&Ready

Beam 7x15 cm – 2.8"x5.9" with wide spacing
Hardwood, Accoya & All Black



4. Solid

Beam 7x7 cm – 2.8"x2.83" with narrow spacing
Hardwood, Accoya & Cloudy Grey



5. Cliffhanger

Beam 5x4 cm – 2"x1.6" with narrow spacing
Hardwood & Bamboo Brown



6. Lean

Slat size 3.5x5.7 cm – 1.3"x2.3" with wide spacing
Hardwood, Bamboo Brown & Cloudy Grey





7. Highlife III

Slat size 4x 4/8/16 cm – 1.6"x1.6"/3.2"/6.4" with narrow spacing
Hardwood & Bamboo Brown

Solid Wing Benches

The Solid Wing Benches are modular elements that allow the landscape designer to create various shapes by switching the benches' directions. There is an 'Inner-' and 'Outer Module' where the benches run away at an angle. The slanted back creates a playful effect in the seat. These unique benches are ideal for larger squares or as edge termination for planting areas or raised beds. Due to the deep back, the bench looks voluminous, and one can sit on two levels.

These special benches are based on our Solid 7x7 cm | 2.8"x2.8" slats. Versions can be made of FSC certified hardwood, Cloudy Grey (recycled plastic & textile mix) or FSC certified Accoya. The closed base is slanted, leaving more leg room.


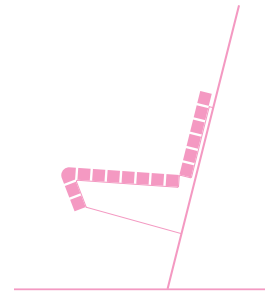





Cliffhanger Walls

Cliffhanger Walls are a retaining wall solution as well as a green bench. The retaining walls provide more planting depth from ground level, with a sloping gradient. The system is modular and has elegant corner solutions. The Cliffhanger benches optionally have a low slatted backrest attached to the wall.

The system is semi-customisable; in consultation between Streetlife and the designer, the right dimensions and design can be determined.



Solid Skirt Curved Walls

The Solid Skirt Curved Walls are a combination of the beautiful Solid Skirt Bench with a high steel backrest doubling as a retaining wall, which shields you from the environment and can edge a higher plant compartment. It is a modular, prefabricated, system. The retaining wall has a standard height of 120 cm | 47.2" and is made of powder coated steel: in TwoTone or in a classic RAL colour. A CorTen wall can be used with the addition of a wooden backrest against the steel wall.


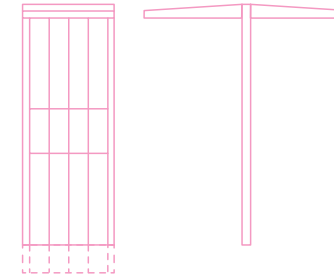
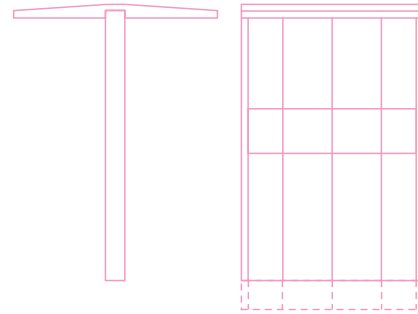
The Solid Skirt Curved Walls are based on our Solid (7x7 cm | 2.8"x2.8") slats. The skirt is angled backwards, to leave more room for peoples' legs. The back is optional. The bench can be made of FSC certified hardwood, FSC certified Accoya or the recycled plastic TWIN material Cloudy Grey. The system can be delivered LED-ready. In consultation with the landscape designer, our team will determine the correct dimensions of the system.



Mobile Green Isle Green Screens

The Green Screen module is an accessory for the Mobile Green Isle (MGI) System and is applicable to all MGI modules with a planting compartment. The MGI Green Screens consist of a vertical wall of steel strips made of CorTen- or powder-coated steel, for climbing plants. Adding a canopy creates even more shade and cooling. The MGI modules fitted with Green Screens remain mobile; this offers a special way to create (temporary) green partitions and more intimate spaces.


The seating surfaces consist of Solid slats made of FSC certified hardwood or recycled plastic Cloudy Grey (7x7 cm | 2.8 "x2.8").



Solid Picnic Set Green Screens

Solid Green Picnic Sets are a green version of the Solid Picnic Sets, available in two variants. The base is a connecting support for the table as well as a planter for flowering plants. In addition, by adding Green Screens, climbing plants can grow, creating a Shade Structure.



The support /planter can be finished in powder coated or CorTen steel. The table top and benches are made of FSC certified hardwood or FSC certified Accoya. The lengths of the picnic sets are from 468 cm | 184.3".



Lean Green Oblong Benches

The Lean Green Oblong Benches, with or without a back, are a variant of the Lean Green Circular Benches. The oblong is elongated, offering more seating and green space. These green benches are especially suitable for shopping malls and hotels. The modest width of 145 cm | 57.1" makes the Lean Green Oblong Benches suitable for pedestrian streets and on pavements.

The precast elements are made of fibreglass-reinforced composite, coated in a RAL colour. The pre-assembled seat can be made of FSC certified hardwood or bio-based Bamboo Brown. The slats (35x57 mm | 2.2 "x1.4") are integrated into the construction.




All Streetlife products are protected by international model depots and design patents.



Editor and Copyright 2024: Streetlife, Leiden
Concept, coordination and texts: Peter Krouwel, Aimée Kan, Kim van den Hoven
Elaboration: Kim van den Hoven

Photography: Streetlife, Scott Shigley, Doug Hoke, City of Victoria, Dept. of Infrastructure Isle of Man, Barrett Doherty, Steve Swis, Matthias Herzog, Graham Hebel, WT Burden, MKSK.
Printed by: HRG, Litomyšl. Czech Republic

In view of the variations in material prices, we advise you always to request a quote including prices and delivery times. The product measurements shown along with the images are in centimetres and rounded inches: length x width x height.
Right down to the smallest details, each Streetlife design is oriented to quality and sustainability. Streetlife reserves the right to modify dimensions, specifications and prices.



Solid Skirt Benches & Top Seats




Philadelphia (PA, US)



Merignac (FR)



Amersfoort (NL)



Solid Skirt Curved Bench
Cloudy Grey

Solid Skirt Curved Bench
Accoya



Solid Skirt Block Bench with Soft Back
FSC-certified hardwood

Solid Skirt Seat
Accoya

Solid Skirt Cubes
FSC-certified hardwood | Cloudy Grey



Trondheim (NO)

EN

The Solid Skirt is recognizable by the refined detailing where the seat merges into the legs, which is emphasized by a steel accent where the wood connects. The steelwork is carried out in Corten, galvanized or powder-coated steel. The posts (7×7 cm – 2.8”×2.8”) run gently inwards and float above the ground, affording the solid shape a delicate and graceful character. The Solid beams come in FSC-certified hardwood, FSC-certified Accoya or Cloudy Grey.

FR

Les Bancs Solid Skirt se distinguent par le détail élégant au niveau de la transition entre l'assise et les lattes verticales. Le point de jonction est mis en valeur par une ligne d'acier. La structure est réalisée en acier Corten, acier galvanisé ou acier thermolaqué. Les lattes verticales (7x7 cm) sont légèrement orientées vers l'intérieur et flottent au-dessus du sol, conférant ainsi à la forme du banc un caractère délicat et gracieux. Les lattes Solid sont disponibles en bois dur certifié FSC, en Accoya certifié FSC ou en Cloudy Grey.

DE

Man erkennt die Skirt Serie an dem raffinierten Übergang von der Sitzfläche in den Beinbereich, der an genau der Stelle von einem stählernen Detail akzentuiert wird. Die Holzständer (7×7 cm) neigen sich leicht nach innen scheinbar schwebend über dem Boden. Die Form wirkt dadurch elegant und leicht. Die Stahlkonstruktion ist aus Cortenstahl, verzinktem oder pulverbeschichtetem Stahl gefertigt. Die Solid Balken sind in FSC-zertifiziertem Hartholz, FSC-zertifiziertem Accoya oder Cloudy Grey erhältlich.

NL

De Solid Skirt is herkenbaar aan de verfijnde detaillering waar de zitting overgaat in de poten, wat wordt benadrukt door een stalen accent waar het hout aansluit. De staanders (7×7 cm) lopen licht naar binnen toe en zweven boven het maaiveld. De massieve vormen krijgen hierdoor een delicaat en lichtvoetig karakter. Het staalwerk is uitgevoerd in Corten, gegalvaniseerd of gepoedercoat staal. De Solid balken zijn er in FSC gecertificeerd hardhout, FSC-gecertificeerd Accoya of Cloudy Grey.



Montréal (CA)

Turku (FI)



Corte Madera (CA, US)



Toronto (CA)



Solid Curved Picnic Set
Accoya



Solid Disc Picnic Set
Accoya



Solid Circular Picnic Set
FSC-certified hardwood



Solid Crosswise Bench extended
FSC-certified hardwood



Solid Crosswise Top Seat
Cloudy Grey



Solid Curved Bench extended
Cloudy Grey

Solid Curved Benches & Picnic Sets



Veenendaal (NL)



Solid Tree Planters
FSC-certified hardwood | Cloudy Grey



Solid Bike Rack
FSC-certified hardwood



Solid Quattro Bollards
Accoya | Cloudy Grey | FSC-certified hardwood



Gravesend (UK)

Solid Linear Benches



Manchester (UK)



Åndalsnes (NO)



Solid Linear Bench extended
Accoya



Solid Linear Bench with High backrest
FSC-certified hardwood



Solid Bench with Soft backrest
FSC-certified hardwood



Oshawa (CA)



Solid Picnic Sets



Solid Meet&Work Picnic Set
Accoya



Solid Meet&Work
FSC-certified hardwood



Solid X-Table Picnic Set
FSC-certified hardwood



Solid Industry Picnic Set
FSC-certified hardwood



Solid Green Picnic Set
FSC-certified hardwood



Villiers-le-Bel (FR)



Thônex (CH)



Philadelphia (PA, US)

Solid Peano & Staple Benches



Solid Staple Bench
FSC-certified hardwood



Solid Staple Lounger
Cloudy Grey




Solid Staple Picnic Set
Cloudy Grey



Solid Peano Bench & Solid Meet&Work Tables
FSC-certified hardwood



Solid Peano Bench
FSC-certified hardwood



North York (CA)



Al Maryah (UAE)



USB Power Charger



Toronto (CA)




Solid Serif Bench extended with backrest
Accoya



Solid Serif Bench
FSC-certified hardwood



Solid Serif Bench with backrest
FSC-certified hardwood



Solid Serif Loungers
Cloudy Grey | FSC-certified hardwood

Solid Serif Top Seat
FSC-certified hardwood



Den Haag (NL)



Solid Serif Benches & Loungers

South Jordan (UT, US)

Solid Hug a Tubs



Antony (FR)

EN
We recommend the Treetec® Bottom Up system to optimise the care of trees in planters. With the Treetec® Bottom Up System, the water storage is at the bottom of the Tree Planter. Vertical capillary columns distribute water to the roots of the developing root ball, which reduces maintenance/frequency of watering during the growing season. Over time, the Treetec® Bottom Up Biodegradable Column will decompose and be absorbed into the substrate.

FR
Pour un entretien optimal des arbres dans les bacs, nous recommandons d'utiliser le système Treetec® Bottom Up. Dans le système Treetec® Bottom Up, le réservoir d'eau se trouve au fond du bac à arbre. Des colonnes capillaires verticales distribuent l'eau aux racines de la motte en développement. Cela réduit l'entretien et la fréquence des arrosages pendant la saison de croissance. Avec le temps, la colonne Treetec® Bottom Up Biodegradable se décomposera et sera absorbée par le substrat.

DE
Zur optimalen Versorgung der Bäume in den Kübeln empfehlen wir das System Treetec® Bottom Up. Beim Treetec® Bottom Up System befindet sich das Wasserreservoir am Boden des Baumkübels. Vertikale Kapillarsäulen verteilen das Wasser an die Wurzeln des sich entwickelnden Wurzelballens. Dadurch verringert sich die Wartung/Häufigkeit der Bewässerung während der Wachstumsperiode. Das biologisch abbaubare Rohr – Treetec® Bottom Up Biodegradable Column – wird nach einiger Zeit zerfallen und ins Substrat aufgenommen.

NL
Wij adviseren het Treetec® Bottom Up systeem voor een optimale verzorging van bomen in boombakken. Bij het Treetec® Bottom Up Systeem bevindt de wateropslag zich op de bodem van de Boombak. Verticale capillaire kolommen distribueren het water naar de wortels van de zich ontwikkelende kluit. Hetgeen onderhoud/frequentie van water geven in het groeiseizoen vermindert. De Treetec® Bottom Up Biodegradable Column zal na verloop van tijd vergaan en opgenomen worden in het groeimedium.



Krefeld (DE)



Amerongen (NL)



Solid Mobile Green Isles setup
FSC-certified hardwood



Solid Mobile Podium Surf Isles Modules
FSC-certified hardwood



Solid Mobile Green Isles Round setup
Cloudy Grey



Solid Mobile Green Isles Oval setup
FSC-certified hardwood

Solid Mobile Green Isles





Philadelphia (PA, US)



Gatineau (CA)

EN

The Solid Podium Isles make it possible to add platform seating elements to public space design, by adding to the creation of a multi-layered, lively streetscape. A Solid Podium Isle consists of a Corten steel base structure and Solid slats (7×7 cm – 2.8”×2.8”). A Rough&Ready beam (7×15 cm – 2.8”×5.9”) on the end completes a rectangular Solid Podium Isle. Solid Podium Isles can also be executed in a 2D or 3D undulating Surf arrangement.

FR

Les Îlots Solid Podium permettent de créer des plateformes surélevées dans l’espace public. Le paysage urbain s’enrichit ainsi de strates supplémentaires, en créant un paysage dynamique. Un Îlots Solid Podium se compose d’une structure sous-jacente en acier Corten et de lattes Solid (7×7 cm). Une poutre Rough&Ready (7×15 cm) placée à chaque extrémité complète la finition des îlots Solid Podium rectangulaires. Ces îlots peuvent également être exécutés avec une surface ondulée (Surf) en 2D ou en 3D.

DE

Mit den Solid Podium Isles werden erhöhte Sitz- und Podium-Inseln im öffentlichen Raum geschaffen. Damit entstehen Höhenunterschiede in der öffentlichen Landschaft, die das Stadtbild bereichern. Das Solid Podium Isle hat eine Unterkonstruktion aus Cortenstahl. Die Sitzfläche ist aus Solid-Latten (7×7 cm). Abgeschlossen wird das rechteckige Solid Podium Isle mit einem R&R-Balken (7×15 cm). Solid Podium Isles können auch in einer wellenförmigen (Surf) 2D- oder 3D-Anordnung ausgeführt werden.

NL

Met Solid Podium Isles wordt verhoogd zit met Podiumeilanden in de publieke ruimte gerealiseerd. Hiermee ontstaat een gelaagdheid in het openbare landschap, welke het straatleven verlevendigt. De opbouw van een Solid Podium Isle bestaat uit een Corten stalen onderconstructie en Solid latten (7×7 cm). Een Rough&Ready balk (7×15 cm) beëindigt een rechthoekig Solid Podium Isle. Solid Podium Isles ook in een 2D of 3D golvende Surf opstelling uit te voeren.



Boston (MA, US)

Solid Edge & Podium Isles




Solid Terraces & Podium Discs

Cleveland (OH, US)



Thônex (CH)



Solid Podium Disc
FSC-certified hardwood | Accoya

Solid Podium Disc
FSC-certified hardwood

Solid Linear Terrace
FSC-certified hardwood

Solid Curved Terrace
FSC-certified hardwood

The Streetlife Collection

Streetlife is a design driven company for innovative outdoor concepts.

The Collection consists of the following categories: Seats & Benches | Picnic Sets | Tree Planters | Tree Grilles | Bike Racks | Bollards | Shades | Bridges.

Our experienced advisors are well trained in technical details and are able to communicate in English, Nederlands, Deutsch, Français, Español and Svenska.



Philadelphia (US)

Streetlife Collection



Catalogue

Thematic Brochures



Rough Benches



Fine Benches



Green&Groovy



Walking on Water



TWIN Concept

www.streetlife.com



STREETLIFE BV



streetlifedesign